

NAVARRO COUNTY COMMISSIONER'S COURT

A special meeting of the Navarro County Commissioner's Court was held on Monday the, 26th Day of March, 2012 AT 1:30 P.M., in the Conference Room of the Government Center 200 North 12<sup>th</sup> St., Corsicana, Texas. Presiding HM. Davenport, Commissioners present Kit Herrington, Dick Martin, David Warren, and James Olsen

1. 1:30 P.M. Motion to convene by Comm. Herrington sec by Comm. Olsen  
All voted aye motion carried

2. Pledge of Allegiance

3. Workshop with the city of Corsicana-

Economic Development \$161,603  
Animal Shelter Funding Request \$40,000  
Library \$30,000  
Fire  
EMS-figures not in at this time per Connie Standridge hope to keep at  
\$150,000

To Wit PG 234-235

To Wit PG-236-238

To Wit PG-239-240

To Wit PG-241-250

4. Motion to adjourn by Comm. Martin sec by Comm. Olsen  
All voted aye motion carried

I, SHERRY DOWD, NAVARRO COUNTY CLERK, ATTEST THAT THE FOREGOING IS A TRUE AND ACCURATE ACCOUNTING OF THE COMMISSIONERS COURT'S AUTHORIZED PROCEEDING FOR MARCH 26th, 2012.

SIGNED \_\_\_\_\_ 26th \_\_\_\_\_ DAY OF MARCH 2012.

*Sherry Dowd*  
SHERRY DOWD, COUNTY CLERK



**NAVARRO COUNTY CONTRIBUTION REQUEST  
ECONOMIC DEVELOPMENT DEPARTMENT  
FY 2012 - 2013**

A.				B.		C.		D.		E.		F.			
<b>REAL PROPERTY ACQUISITIONS</b>								<b>DEPARTMENT OPERATING EXPENSES</b>							
								<b>DESCRIPTION</b>		<b>AMOUNT</b>					
<b>DESCRIPTION</b>								<b>PERSONNEL</b>							
								SALARY		\$102,307					
								LONGIVITY		\$492					
								WELL PAY		\$550					
								AUTO ALLOW		\$4,200					
								CELL ALLOW		\$900					
REAL PROPERTY (ACRES)								SS/MEDICARE		\$8,297					
								RETIREMENT		\$15,818					
TOTAL PURCHASE COSTS								HEALTH/LIFE		\$6,697					
								WORK. COMP.		\$138					
PURCHASE YEAR								<b>SUPPLIES</b>							
								OFFICE		\$800					
TERM OF NOTE (YEARS)								PRINTING		\$1,500					
								POSTAGE		\$200					
YEARS REMAINING ON NOTE								NON-CAP EXP		\$1,800					
								MATERIALS		\$500					
INTEREST RATE (APR)								<b>SERVICES</b>							
								TRAVEL/EDU		\$1,000					
<b>MONTHLY PAYMENT DESCRIPTION</b>								DUES/SUBSCR		\$2,700					
								ADV/LEGAL		\$0					
TOTAL PAYMENT - MONTHLY								PROMOTION.		\$2,500					
								PUB. RELATE.		\$1,000					
CITY OF CORSICANA (50%)								PROF. SVCS.		\$4,500					
								TOTAL		<b>\$155,899</b>					
NAVARRO COUNTY (50%)								CITY (50%)		<b>\$77,950</b>					
								COUNTY (50%)		<b>\$77,950</b>					
<b>ANNUAL PAYMENT DESCRIPTION</b>															
								TOTAL PAYMENTS - ANNUALIZED		\$35,184		\$132,123		\$167,307	
CITY OF CORSICANA (50%)								CITY OF CORSICANA (50%)		\$17,592		\$66,062		\$83,654	
								NAVARRO COUNTY (50%)		<u>\$17,592</u>		<u>\$66,062</u>		<u>\$83,654</u>	
<b>SUMMARY OF REQUEST</b>															
								<b>REAL PROPERTY ACQUISITIONS</b>							
<b>DEPARTMENT OPERATING EXPENSES</b>								<b>\$77,950</b>							
<b>TOTAL: MATCHING FUNDS FROM NAVARRO COUNTY</b>								<b>\$161,603</b>							
* NGIT Building = 13,600 Sq. Ft. (Option to Purchase Additional 18,600 SF)															
** TX HWY 31 = 189.335 Acres (Option to Purchase Additional 75.69 Acres of Land)															

**RECAPITULATION****ECONOMIC DEVELOPMENT: 2011-2012****NAVARRO COUNTY, TEXAS****INDUSTRIAL CLOSURES: ~150 JOBS LOST**

- Lance Foods Manufacturing closure: 102 employees
- Sew Team No. 3- Corsicana closure: approximately 38 employees
- Columbia Manufacturing closures: approximately 10 employees

**INDUSTRIAL EXPANSIONS: ~ 400+ NEW JOBS CREATED**

- Pactiv Corporation expansion: \$3,175,000 and created 20 new full time jobs
- Russell Stover Candies expansion: two new product lines totaling \$2,249,238 and creating a total of 55 new full time jobs
- Corsicana Bedding Inc.: created 239 new full time jobs in Navarro County
- Oil City Iron Works Inc.: created 87 new full time jobs
- CorsiTech, Inc. purchased the property that was formerly owned by Primex Plastics, Inc. (Number of new jobs TBD)
- Southern Marketing Affiliates, Inc. (SMA) relocated its distribution center to 4000 East Texas Highway 31
- United Steel and Pipe: Chattanooga Glass Building (Number of full time employees TBD)
- Patio Screen, LLC: 2235 IH-45 Business (Adjacent to the Dr. Pepper Bottling Company)
  - a. Parent Company: Screen Fab Corporation (Headquarters: Dallas, TX)
  - b. *Not associated in any way with Columbia Manufacturing, Inc.*
  - c. *~25-45 new full time jobs*

**RESTAURANTS AND RETAIL:**

- Applebee's Grill & Bar (November 2011)
- The Other Place Restaurant reopened its doors after being closed for several months.
- Pollo Regio Restaurant opened in the repurposed former Long John Silver's property on 7<sup>th</sup> Avenue.
- Ag Solutions, Hometown Pharmacy, D&S Produce Plus, Beth's Bling-It Creations, and Cowgirl Click

**MEDICAL AND HEALTHCARE:**

- TRISUN expanded its presence in Navarro County when it acquisitioned both the Heritage Oaks Retirement Village and the Heritage Oaks-West Nursing Center.
- Lott Physical Therapy and Fitness Center, Guardian Healthwise, Picasso Dental-Corsicana, Global Care Home Health Agency, IntegraCare- Corsicana, and Navarro Dental Center.

**CONVENTION AND EVENTS CENTERS:**

- I.O.O.F. Event Center in Corsicana: 20,000 square foot, 750 seats
- Cook Education Center: expanded approximately 9,000 square feet in size -- doubles the size of the atrium increasing the center's capacity to over 500 seats including a conference/meeting room that will accommodate 100 people
- The Remington, located in the Corsicana Downtown Historic District at 122 West 3<sup>rd</sup> Avenue
- TAYLOROSA, located in the former First Christian Church building at 3704 W State Highway 22

**Randy S. Bratton**  
Chief of Police  
903-654-4900  
rbratton@ci.corsicana.tx.us

**Ron W. McGaha**  
Assistant Chief of Police  
903-654-4922  
rmcgaha@ci.corsicana.tx.us

**Nori Rhodes**  
Patrol Support Captain  
903-654-4919  
lrhodes@ci.corsicana.tx.us

TO: City Manager Connie Standridge  
FROM: Chief of Police Randy Bratton *RB*  
CC: Animal Services Manager Katy Watkins  
SUBJECT: Corsicana Animal Shelter Funding Request from Navarro County  
DATE: Monday, March 26, 2012

In 2011, the Corsicana Animal Shelter took custody of a total of 881 animals from the County (see attached 2011 Animal Shelter Impoundment Report). This represents about 31% of the total number (2806) of animals the Animal Shelter had in 2011. These figures include 23 animals that were taken to the Animal Shelter from various municipalities (Blooming Grove (14), Kerens (2), Rice (6), and Frost (1), located within Navarro County. Deducting the 23 animals from the total number of County animals submitted would lower the County's totals to 858, however, the overall percentage total would remain the same at 31%. These municipalities pay \$50 per animal to leave the animal at the Shelter. If the County was charged \$50 per animal that was left at the shelter the cost to the County would be \$42,900 based on 2011 figures.

The Animal Shelter's budget for FY 2011/2012 is \$198,649. Thirty-one percent (31%) percent of \$198,649 is \$61,581.

For FY 2012/2013, I recommend we enter into an Interlocal Agreement with the County of Navarro and increase the County funding from \$30,000 to \$40,000. This would represent 20% of the Animal Shelter's current budget. If the funding stayed at the current level of \$30,000 a year it would represent only 15% of the shelter's budget.

The proposed Interlocal Agreement with Navarro County includes the animal services the City Animal Shelter will continue to provide to County officials in exchange for the County's funding. The services will continue to include providing limited Animal Control assistance to the County when large amounts of animals are needed to be secured. The services will also continue to allow county residents in unincorporated areas to drop off strays and owner owned animals for a \$15 fee per animal, which is the same fee the shelter charges Corsicana residents.

Animal Services Manager Katy Watkins and I will be glad to address any questions you or any City Councilmember or County official may have.

## Animal Shelter Report December 2011

Impoundments	This Month	% of Total	Previous Month	% of Total	YTD	Last YTD	% Change
<b>City Animals:</b>							
Animal Control	28	23.7%	33	18.5%	826	685	20.6%
Owner Release	10	8.5%	8	4.5%	252	396	-36.4%
Stray	21	17.8%	50	28.1%	770	819	-6.0%
Born at Shelter	8	6.8%	16	9.0%	51	62	-17.7%
Quarantine	1	0.8%	4	2.2%	26	18	44.4%
<b>Total City Animals</b>	<b>68</b>	<b>57.6%</b>	<b>111</b>	<b>62.4%</b>	<b>1925</b>	<b>1980</b>	<b>-2.8%</b>
<b>County Animals:</b>							
Owner Release	29	24.6%	9	5.1%	384	287	33.8%
Stray	19	16.1%	56	31.5%	469	292	60.6%
Quarantine	1	0.8%	2	1.1%	5	3	66.7%
<b>Other Navarro County Agencies:</b>							
Release	1	0.8%	0	0.0%	23	39	-41.0%
<b>Total County Animals</b>	<b>50</b>	<b>42.4%</b>	<b>67</b>	<b>37.6%</b>	<b>881</b>	<b>621</b>	<b>41.9%</b>
<b>TOTAL IMPOUNDED</b>	<b>118</b>		<b>178</b>		<b>2806</b>	<b>2601</b>	<b>7.9%</b>

Disposition	This Month	% of Total Impounded	Previous Month	% of Total Impounded	YTD	Last YTD	% Change
<b>Adopted</b>							
Dogs	39	33.1%	15	8.4%	223	182	22.5%
Puppies	28	23.7%	14	7.9%	154	135	14.1%
Cats	3	2.5%	4	2.2%	50	43	16.3%
Kittens	4	3.4%	0	0.0%	32	49	-34.7%
Wildlife	0	0.0%	0	0.0%	3	2	50.0%
<b>TOTAL ADOPTED</b>	<b>74</b>	<b>62.7%</b>	<b>33</b>	<b>18.5%</b>	<b>462</b>	<b>411</b>	<b>12.4%</b>
<b>Redeemed</b>							
Dogs	5	4.2%	6	3.4%	99	112	-11.6%
Puppies	1	0.8%	6	3.4%	13	8	62.5%
Cats	0	0.0%	0	0.0%	4	5	-20.0%
Kittens	0	0.0%	0	0.0%	0	1	-100.0%
Wildlife	0	0.0%	1	0.6%	3	2	50.0%
<b>TOTAL REDEEMED</b>	<b>6</b>	<b>5.1%</b>	<b>13</b>	<b>7.3%</b>	<b>119</b>	<b>128</b>	<b>-7.0%</b>
<b>Rescued</b>							
Dogs	3	2.5%	3	1.7%	40	34	17.6%
Puppies	2	1.7%	2	1.1%	6	6	0.0%
Cats	16	13.6%	0	0.0%	28	0	0.0%
Kittens	0	0.0%	0	0.0%	1	0	0.0%
Wildlife	0	0.0%	0	0.0%	17	11	54.5%
<b>TOTAL RESCUED</b>	<b>21</b>	<b>17.8%</b>	<b>5</b>	<b>2.8%</b>	<b>92</b>	<b>51</b>	<b>80.4%</b>
<b>Total Wildlife Relocated</b>	<b>0</b>	<b>0.0%</b>	<b>0</b>	<b>0.0%</b>	<b>21</b>	<b>32</b>	<b>-34.4%</b>

Disposition	This Month	% of Total Euthanized	Previous Month	% of Total Euthanized	YTD	YTD % of Total Euthanized	Last YTD	Last YTD % of Total Euthanized	% Diff.
<b>Euthanized:</b> (Note some of these animals may have been impounded in previous months.)									
Aggressive	13	25.0%	35	31.3%	249	13.38%	235	13.35%	0.03%
Sick	28	53.8%	58	51.8%	835	44.87%	791	44.94%	-0.07%
No Room	11	21.2%	19	17.0%	777	41.75%	734	41.70%	0.05%
<b>Total Euthanized</b>	<b>52</b>		<b>112</b>		<b>1861</b>		<b>1760</b>		<b>5.74%</b>
<b>Rabies Shipment:</b>									
Dog	1	33.3%	0	0.0%	7		7		
Kittens	0	0.0%	1	100.0%	0		0		
Wildlife	0	0.0%	0	0.0%	1		1		
Puppies	0	0.0%	0	0.0%	1		1		
Cats	2	66.7%	0	0.0%	1		0		
<b>Total Euthanized for Rabies Shipments</b>	<b>3</b>		<b>1</b>		<b>10</b>	<b>0.53%</b>	<b>9</b>	<b>0.51%</b>	<b>0.0%</b>
<b>GRAND TOTAL EUTHANIZED</b>	<b>55</b>	<b>46.6%</b>	<b>113</b>	<b>63.5%</b>	<b>1871</b>	<b>66.68%</b>	<b>1769</b>	<b>68.01%</b>	<b>-1.3%</b>

Volunteers	Hours This Month	Hours Last Month
Court Appointed	15.50	41.25
Philanthropy	166.75	185.75

Katy Watkins  
 Katy Watkins, Animal Services Manager

3-15-12  
 Date

Library

**Library Services:**

The Corsicana Public Library is a full-service community library accredited by the Texas State Library and Archives Commission.

**Library services include:**

- Computer Access with internet, 14pc's
- Wi-Fi Access
- Electronic Books (June 2012)
- Interlibrary Loan
- Fax, photocopier
- Proctoring of examinations
- Videophone for the hearing impaired
- A total collection of over 80,000 items
- 56,000 books, media, and magazines available for circulation.
- Reference materials for research
- Professional reference, research assistance and readers advisory
- Remote access to Library on-line catalog and subscriber databases
- Texshare databases
- Storytime, Summer Reading Club, programs in the meeting room (sound system and screen).
- Monthly topical displays
- The Liz Gillispie Genealogy Department containing more than 24,000 items



**Library Statistics:**

2012 FY Budget \$650,919

County Contribution: \$30,000=4.6 % of total budget

**Corsicana Public Library Card Holders**

City	8,258	60.0%
County	4,951	36.0%
Out of County	557	4.0%

**Corsicana Public Library Circulation Statistics FY 2011**

City	75,679	62.1%
County	43,091	35.4%
Out of County	3,068	2.5%

**Navarro County Library Service Population FY 2011**

Corsicana Public Library	46,236	93.5%
Kerens Public Library	3,204	6.5%



Final Report

241

# **Corsicana Fire Department**

## **Emergency Medical Services**

March 26, 2012

242

### AMBULANCE STAFFING

Unit	Shift Staffing	Unit Assignment	Total Staffing
Medic 1	2 per shift	Frontline	6
Medic 2	2 per shift	Frontline	6
Medic 3	2 per shift	Frontline	6
Medic 4	2 per shift	Frontline	6
Medic 5	0 per shift	Reserve	0
Medic 6	0 per shift	Reserve	0

- Two additional employees were added this year to provide full staffing for Medic 4

Total 24

### ENGINE STAFFING

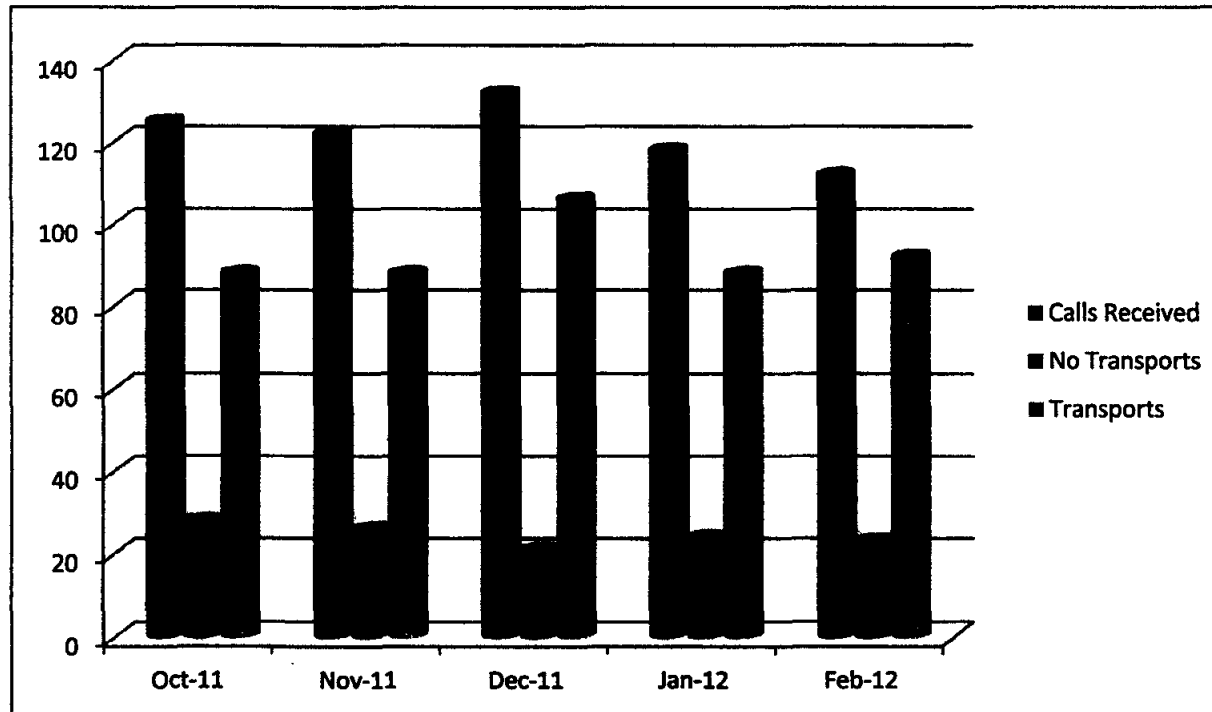
Unit	Shift Staffing	Unit Assignment	Total Staffing
Engine 1	2 per shift	Frontline	6
Engine 2	2 per shift	Frontline	6
Engine 3	2 per shift	Frontline	6
Engine 4	2 per shift	Frontline	6
Engine 5	0 per shift	Reserve	0
Total staffing includes additional staff members to cover absences			6

Total 30

## County Emergency Medical Services

October 1, 2011 - February 29, 2012

Date	Calls Received	No Transports	Transports	% of Calls Transported
October	125	28	88	70
November	122	26	88	72
December	132	21	106	80
January	118	24	88	75
February	112	23	92	82
	609	122	462	76

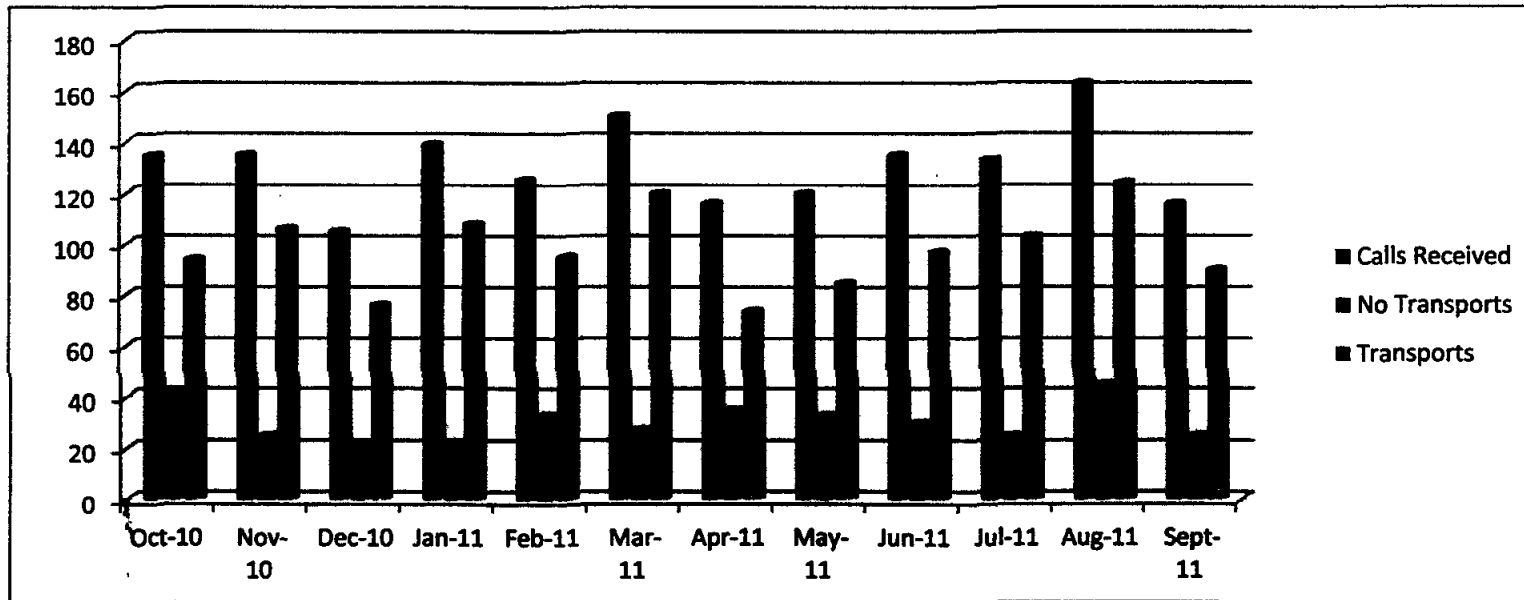


243

## County Emergency Medical Services

October 1, 2010 - September 30, 2011

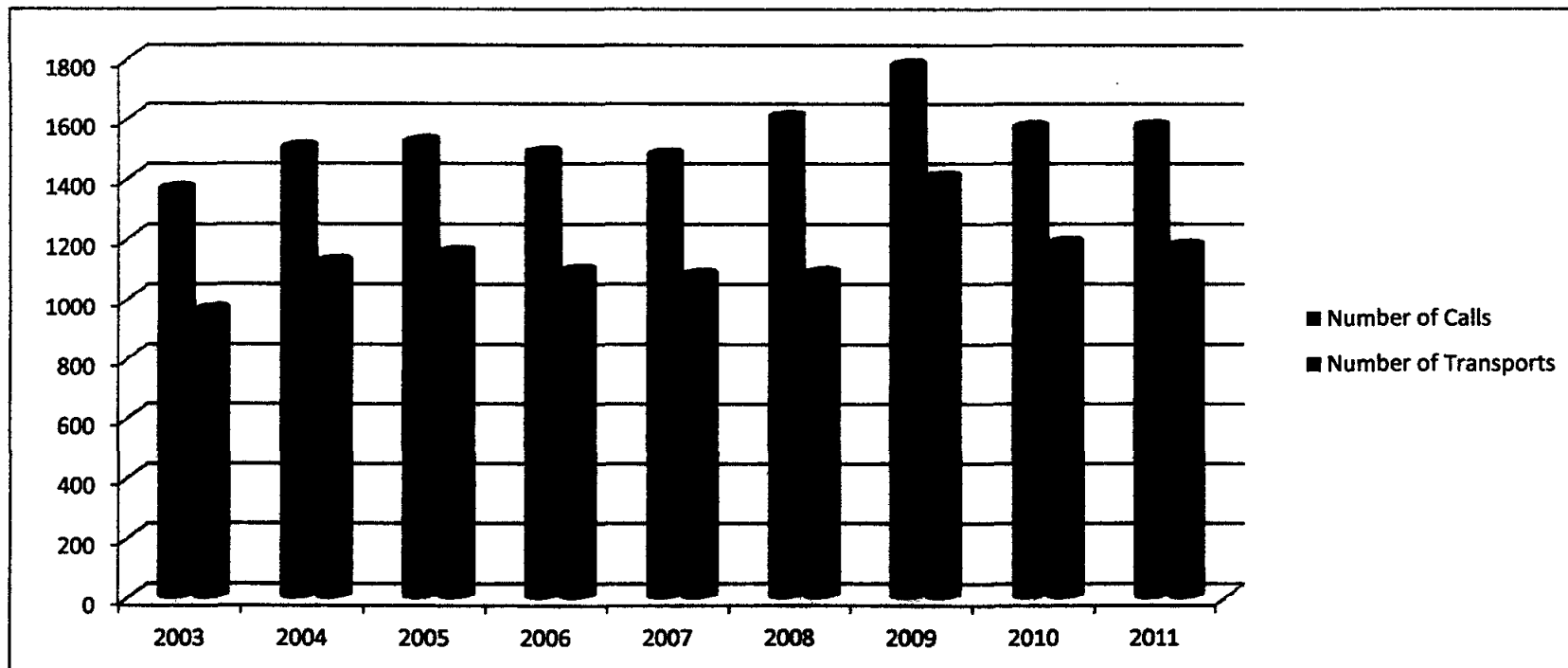
Date	Calls Received	No Transports	Transports	% of Calls Transported
October	135	41	94	70
November	135	25	106	79
December	105	22	76	72
January	139	22	108	78
February	125	33	95	76
March	150	27	120	80
April	116	35	74	64
May	120	33	85	71
June	135	30	97	72
July	133	25	103	77
August	163	45	124	76
September	116	25	90	78
	1572	363	1172	75



244

## County EMS Calls and Transports 2003 - 2011

Year	Number of Calls	Number of Transports	% of Transports
2003	1362	960	70
2004	1499	1119	75
2005	1520	1151	76
2006	1484	1089	73
2007	1475	1075	73
2008	1604	1081	67
2009	1778	1402	79
2010	1567	1181	75
2011	1572	1172	75
Oct 2011 - Feb 2012	609	462	76



245

# **Corsicana Fire Department**

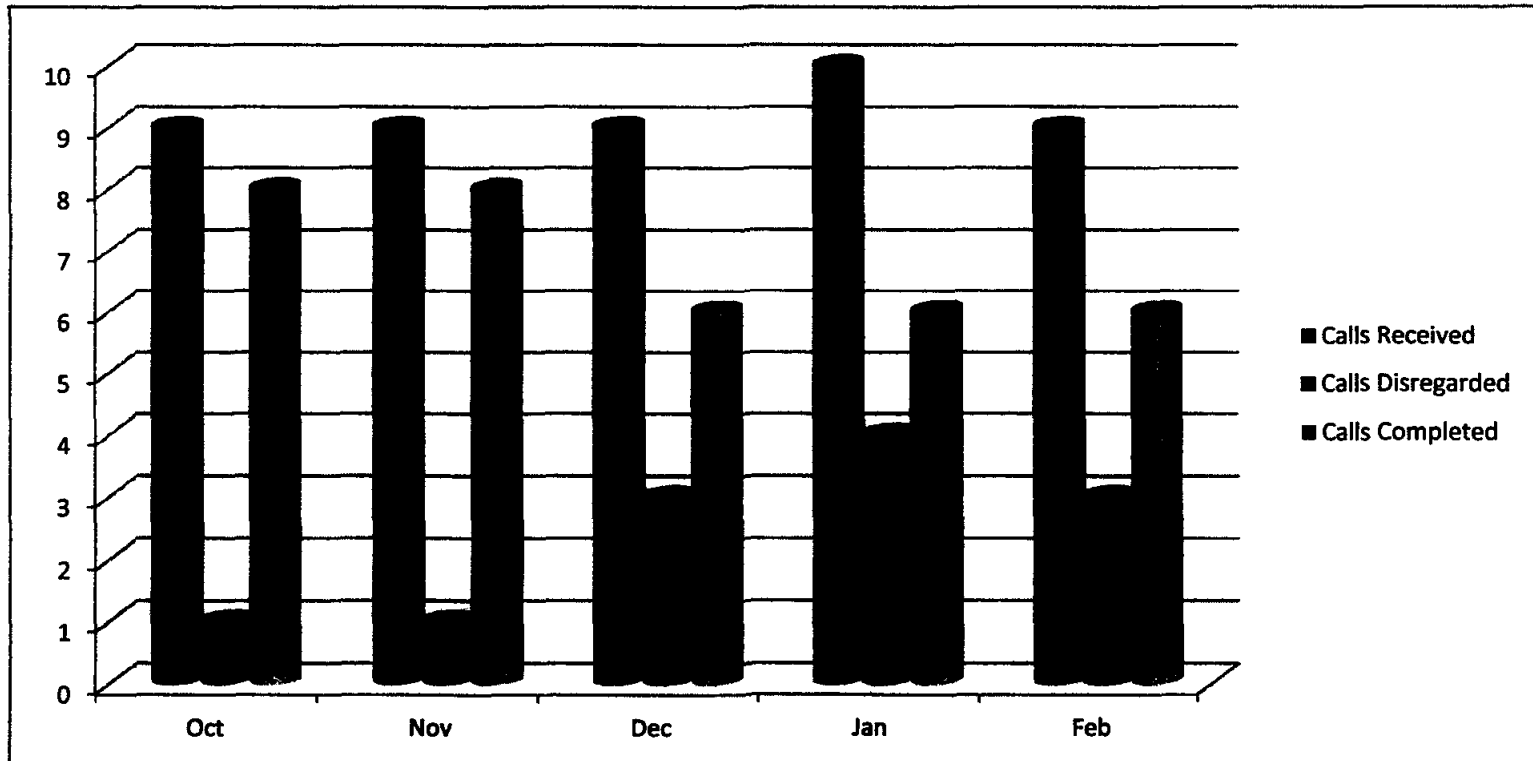
## **Fire Services**

**March 26, 2012**

# County Fire Calls

October 1, 2011 - February 29, 2012

Date	Calls Received	Calls Disregarded	Calls Completed	% of Calls Completed
October	9	1	8	89
November	9	1	8	89
December	9	3	6	67
January	10	4	6	60
February	9	3	6	67
	46	12	34	74

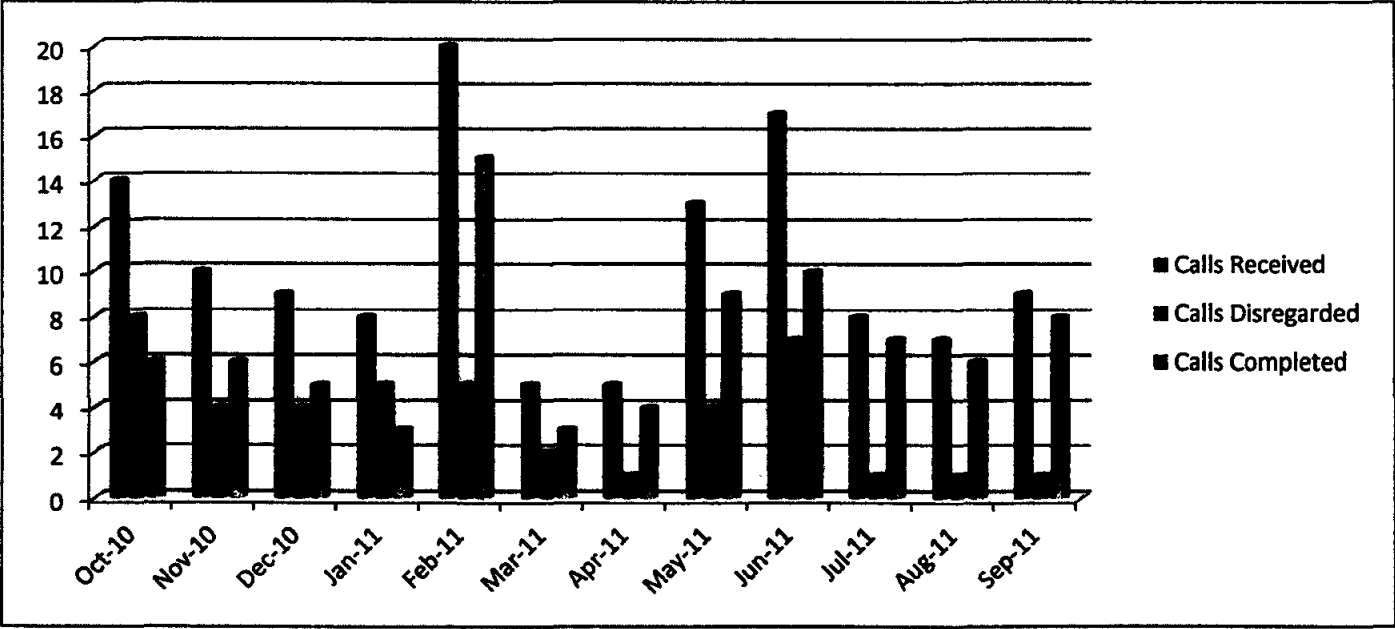


247

# County Fire Calls

October 1, 2010 - September 30, 2011

Date	Calls Received	Calls Disregarded	Calls Completed	% of Calls Completed
October	14	8	6	43
November	10	4	6	60
December	9	4	5	55
January	8	5	3	37
February	20	5	15	75
March	5	2	3	60
April	5	1	4	80
May	13	4	9	69
June	17	7	10	59
July	8	1	7	87
August	7	1	6	86
September	9	1	8	89
	125	43	82	66



248



## County Fire Calls 2003 - 2011

672  
249

Year	Number of Calls	Number Disregarded	Number Completed
2003	362		
2004	272		
2005	265		
2006	253		
2007	202		
2008	191		
2009	245		
2010	168	51	117
2011	129	47	82
Oct 2011 - Feb 2012	46	12	34

