

NAVARRO COUNTY COMMISSIONER'S COURT

A Regular meeting of the Navarro County Commissioner's Court was held on Monday, the 8th day of April, 2013 at 10:00 a.m., in the County Courtroom of the Navarro County Courthouse in Corsicana Texas. Presiding Judge HM Davenport, Commissioners Present Jason Grant, Dick Martin, David Warren, and James Olsen.

1. 10:03 A.M. Motion to convene by Comm. Olsen sec by Comm. Warren
All voted aye motion carried
2. Opening prayer by Commissioner Grant
3. Pledge of Allegiance
4. Public Comments- no comments

CONSENT AGENDA

- Motion to approve the consent agenda items 5-6 by Comm. Martin Sec by Comm. Grant
All voted aye motion carried
5. Motion to approve the minutes from the previous meetings of March 25th, 2013
6. Motion to approve and pay bills as submitted by the County Auditor, including payroll (paid 3/31/13)
7. Motion to approve increasing Security Fund Expenditure line item (101-410-420) in the amount of \$20,000

REGULAR AGENDA

8. No action taken on Burn Ban remains off
9. Motion to approve Tax Collection Report for March 2013, by Comm. Olsen sec by Comm. Martin
TO WIT PG 304A-309
All voted aye motion carried
10. Presentation by Lee McCleary
11. Motion to approve storage for District Clerk records up to \$300.00 month for six months by Comm. Grant sec by Comm. Olsen
All voted aye motion carried

12. Motion to approve payment for Susan Waldrip Court Reporter, Justice of the Peace Connie Hickman, to transfer funds from County Court court reporter funds by Judge Davenport sec by Comm. Martin
All voted aye motion carried **TO WIT PG 310**
13. Motion to approve to salvage 27 boxes of 8 x 11 continuous form white paper that is no longer needed by Comm. Olsen sec by Comm. Warren
All voted aye motion carried
14. Motion to approve OAG required training in reference to the Open Meetings Act and Public information Act, for Navarro County Sheriff Elmer Tanner by Comm. Grant sec by Comm. Martin **TO WIT PG 311-312**
All voted aye motion carried
15. Motion to approve to lease purchase a John Deere 5101 E Utility Tractor from Welch State Bank for \$40,835.40 on a 2 year plan with an interest rate of 2.87% by Comm. Warren sec by Comm. Grant
All voted aye motion carried
16. Motion to approve county auditor's February 2013 monthly financial report pursuant to LGC Sec. 114.024 by Comm. Martin sec by Comm. Olsen
All voted aye motion carried **TO WIT PG 313-319**
17. Motion to approve to declare as salvage 1 chair and desk in the basement of the courthouse by Comm. Olsen sec by Comm. Warren
All voted aye motion carried
18. Motion to approve to form Courthouse Security Committee by Comm. Grant sec by Comm. Martin
All voted aye motion carried
19. Motion to go into Executive Session pursuant to the Texas Government Code Section 551.074 to discuss Personnel by Judge Davenport sec by Comm. Grant
All voted aye motion carried

Motion to come out of Executive Session by Comm. Martin sec by Judge Davenport
All voted aye motion carried
20. Motion to approve action taken on Executive Session pursuant to the Texas Government Code Section 551.074 to discuss personnel to hire additional security officer to the courthouse by Comm. Grant sec by Comm. Martin
All voted aye motion carried

21. Motion to recess until 1:00 P.M. by Comm. Olsen sec by Comm. Warren
All voted aye motion carried

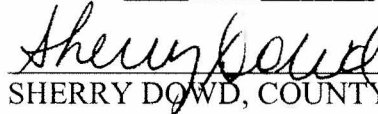
Motion to come out of recess by Comm. Grant sec by Comm. Olsen
All voted aye motion carried

22. Workshop on Courthouse Restoration

23. Motion to adjourn by Comm. Martin sec by Comm. Grant
All voted aye motion carried

I, SHERRY DOWD, NAVARRO COUNTY CLERK, ATTEST THAT THE FOREGOING IS A TRUE AND ACCURATE ACCOUNTING OF THE COMMISSIONERS COURT'S AUTHORIZED PROCEEDING FOR APRIL 8th 2013.

SIGNED 8th DAY OF APRIL 2013.


SHERRY DOWD, COUNTY CLERK



304 A

FILED FOR RECORD
AT 9:25 O'CLOCK PM

APR 05 2013

SHERRY DOWD
COUNTY CLERK, NAVARRO COUNTY, TEXAS
BY [Signature] DEPUTY

I, RUSSELL P HUDSON, NAVARRO COUNTY TAX ASSESSOR/COLLECTOR, DO HEREBY SWEAR UNDER OATH,
THAT THE ATTACHED REPORT IS A TRUE AND CORRECT REPORT.

TOTAL PAGES INCLUDING COVER SHEET 6

#199

NAVARRO COUNTY , TEXAS
AD VALOREM TAXES COLLECTED DURING THE MONTH ENDING MARCH 2013

DESCRIPTION	TAXES	DISCOUNT	PENALTY & INTEREST	SUBTOTAL	COLLECTION FEE	RENDITION PENALTY CAD %	NET TAXES DUE	MEMO ONLY ATTY FEES	% CURRENT COLLECTED
NAVARRO COUNTY									LEVY
CURRENT	231,997.36		19,436.79	251,434.15		7.33	251,426.82	454.58	17,003,685.46
DELINQUENT	23,998.60		8,144.27	32,142.87			32,142.87	5,884.45	%
TOTAL	255,995.96	-	27,581.06	283,577.02	-	7.33	283,569.69	6,339.03	1.36%
NAVARRO COLLEGE									LEVY
CURRENT	45,414.12		3,783.81	49,197.93		1.43	49,196.50	89.29	3,308,729.79
DELINQUENT	4,747.15		1,631.15	6,378.30			6,378.30	1,148.14	%
TOTAL	50,161.27	-	5,414.96	55,576.23	-	1.43	55,574.80	1,237.43	1.37%
CITY OF RICE									LEVY
CURRENT	1,861.90	-	151.54	2,013.44	47.13	0.26	1,966.05	22.60	141,532.60
DELINQUENT	559.75		181.18	740.93	48.13		692.80	132.87	%
TOTAL	2,421.65	-	332.72	2,754.37	95.26	0.26	2,658.85	155.47	1.32%
CITY OF KERENS									LEVY
CURRENT	5,456.02		487.10	5,943.12		0.46	5,942.66	32.12	260,001.90
DELINQUENT	987.60	-	297.91	1,285.51			1,285.51	257.10	%
TOTAL	6,443.62	-	785.01	7,228.63	-	0.46	7,228.17	289.22	2.10%
CITY OF CORSICANA									LEVY
CURRENT	93,613.38	-	7,729.08	101,342.46		5.46	101,337.00	15.38	7,868,390.26
DELINQUENT	9,725.02	-	3,511.00	13,236.02			13,236.02	2,231.02	%
TOTAL	103,338.40	-	11,240.08	114,578.48	-	5.46	114,573.02	2,246.40	1.19%

NAVARRO COUNTY, TEXAS
AD VALOREM TAXES COLLECTED DURING THE MONTH ENDING MARCH 2013

DESCRIPTION	TAXES	DISCOUNT	PENALTY & INTEREST	SUBTOTAL	COLLECTION FEE	RENDITION PENALTY	NET TAXES DUE	MEMO ONLY ATTY FEES	% CURRENT COLLECTED
CITY OF BARRY									
CURRENT	202.62		18.22	220.84			220.84		LEVY 18,486.02
DELINQUENT	5.25		1.37	6.62			6.62	1.32	%
TOTAL	207.87	-	19.59	227.46	-	0	227.46	1.32	1.10%
CITY OF EMHOUSE									
CURRENT	62.93	-	5.66	68.59			68.59		LEVY 8,389.34
DELINQUENT	68.68		17.86	86.54			86.54		%
TOTAL	131.61	-	23.52	155.13	-	0	155.13	-	0.75%
CITY OF RICHLAND									
CURRENT	936.78	-	84.18	1,020.96			1,020.96		LEVY 17,564.22
DELINQUENT	65.73		19.98	85.71			85.71	17.13	%
TOTAL	1,002.51	-	104.16	1,106.67	-	0	1,106.67	17.13	5.33%
CITY OF GOODLOW									
CURRENT	195.28	-	17.59	212.87	5.37	0.02	207.48		LEVY 3,983.59
DELINQUENT				-			-		%
TOTAL	195.28	-	17.59	212.87	5.37	0.02	207.48	-	4.90%
CITY OF FROST									
CURRENT	592.28	(15.82)	123.90	732.00	34.03		697.97	70.55	LEVY 83,032.40
DELINQUENT	1,035.98		295.03	1,331.01	78.94		1,252.07	266.20	%
TOTAL	1,628.26	(15.82)	418.93	2,063.01	112.97	0	1,950.04	336.75	0.71%
CITY OF DAWSON									
CURRENT	1,649.99		146.84	1,796.83			1,796.83	30.69	LEVY 71,250.33
DELINQUENT	239.44		62.24	301.68			301.68	60.35	%
TOTAL	1,889.43	-	209.08	2,098.51	-	0	2,098.51	91.04	2.32%

NAVARRO COUNTY , TEXAS
AD VALOREM TAXES COLLECTED DURING THE MONTH ENDING MARCH 2013

DESCRIPTION	TAXES	DISCOUNT	PENALTY & INTEREST	SUBTOTAL	COLLECTION FEE	RENDITION PENALTY	NET TAXES DUE	MEMO ONLY ATTY FEES	% CURRENT COLLECTED
CITY-BLOOMING GROVE									LEVY
CURRENT	2,098.02		176.76	2,274.78			2,274.78		100,911.55
DELINQUENT	196.71		51.14	247.85			247.85	49.57	%
TOTAL	2,294.73	-	227.90	2,522.63	-	0.00	2,522.63	49.57	2.08%
NAVARRO COUNTY ESD #1									LEVY
CURRENT	1,721.04	-	144.86	1,865.90	44.82	0.04	1,821.04	2.30	130,418.96
DELINQUENT	114.89		32.65	147.54	8.76		138.78	29.54	%
TOTAL	1,835.93	-	177.51	2,013.44	53.58	0.04	1,959.82	31.84	1.32%
BLOOMING GROVE ISD									LEVY
CURRENT	27,436.69		2,323.66	29,760.35			29,760.35	104.83	1,491,971.14
DELINQUENT	2,910.03		840.49	3,750.52			3,750.52	683.65	%
TOTAL	30,346.72	-	3,164.15	33,510.87	-	0	33,510.87	788.48	1.84%
DAWSON ISD									LEVY
CURRENT	18,232.74		1,517.27	19,750.01			19,750.01	98.98	1,512,890.22
DELINQUENT	1,537.95		431.12	1,969.07			1,969.07	393.83	%
TOTAL	19,770.69	-	1,948.39	21,719.08	-	0	21,719.08	492.81	1.21%
RICE ISD									LEVY
CURRENT	26,113.96		2,220.21	28,334.17		0.73	28,333.44	35.43	1,526,208.22
DELINQUENT	7,503.78		2,027.84	9,531.62			9,531.62	1,522.12	%
TOTAL	33,617.74	-	4,248.05	37,865.79	-	0.73	37,865.06	1,557.55	1.71%

307

NAVARRO COUNTY , TEXAS
AD VALOREM TAXES COLLECTED DURING THE MONTH ENDING MARCH 2013

DESCRIPTION	TAXES	DISCOUNT	PENALTY & INTEREST	SUBTOTAL	COLLECTION FEE	RENDITION PENALTY	NET TAXES DUE	MEMO ONLY ATTY FEES	% CURRENT COLLECTED
CORSICANA ISD									LEVY
CURRENT	218,184.99		18,671.65	236,856.64		11.96	236,844.68	327.19	17,689,058.27
DELINQUENT	18,095.09		6,846.01	24,941.10			24,941.10	4,638.92	%
TOTAL	236,280.08	-	25,517.66	261,797.74	-	11.96	261,785.78	4,966.11	1.23%
FROST ISD									\$ 1,099,457.65
CURRENT	12,457.16		1,140.88	13,598.04			13,598.04	70.34	%
DELINQUENT	2,800.57		1,208.08	4,008.65			4,008.65	796.33	1.13%
TOTAL	15,257.73		2,348.96	17,606.69			17,606.69	866.67	
GRAND TOTAL	762,819.48	(15.82)	83,779.32	846,614.62	267.18	27.69	846,319.75	19,466.82	

**COLLECTIONS FOR FROST ISD BEGAN 7/1/2012

		YR-TO-DATE % CURRENT COLLECTED:	
TOTAL COLLECTED	<u>866,081.44</u>	COUNTY	<u>92.36%</u>
ROLLBACK TAXES	<u> </u>	COLLEGE	<u>92.27%</u>
TAX CERTIFICATES	<u>1,660.00</u>	RICE	<u>90.77%</u>
HOT CK FEES	<u>150.00</u>	KERENS	<u>86.55%</u>
		CORSICANA	<u>94.50%</u>
		BARRY	<u>86.67%</u>
		EMHOUSE	<u>72.41%</u>
		RICHLAND	<u>85.60%</u>
		GOODLOW	<u>76.29%</u>
		CITY - FROST	<u>85.15%</u>
		CITY DAWSON	<u>86.22%</u>
		CITY-BL GROVE	<u>89.29%</u>
		NC ESD #1	<u>82.99%</u>
		B G ISD	<u>90.87%</u>
		DAWSON ISD	<u>92.81%</u>
		RICE ISD	<u>92.48%</u>
		CORSICANA ISD	<u>94.36%</u>
		FROST ISD	<u>92.35%</u>

NAVARRO COUNTY, TEXAS
AD VALOREM TAXES COLLECTED DURING THE MONTH OF MARCH 2013

	TAXES	PENALTY & INTEREST	SUBTOTAL	RENDITION PENALTY CAD %	NET TAXES DUE	MEMO ONLY ATTORNEY FEES
CURRENT TAXES						
COUNTY	189,328.59	15,853.26	205,181.85	6.00	205,175.85	370.59
ROAD & BRIDGE	39,396.18	3,309.20	42,705.38	1.24	42,704.14	77.61
FLOOD CONTROL	3,272.59	274.33	3,546.92	0.09	3,546.83	6.38
TOTAL	231,997.36	19,436.79	251,434.15	7.33	251,426.82	454.58
DELINQUENT TAXES						
COUNTY	19,588.81	6,663.49	26,252.30		26,252.30	4,801.54
STATE	-	-	-	-	-	-
ROAD & BRIDGE	4,064.10	1,363.12	5,427.22		5,427.22	997.66
FLOOD CONTROL	345.69	117.66	463.35		463.35	85.25
TOTAL	23,998.60	8,144.27	32,142.87	-	32,142.87	5,884.45
TOTAL ALLOCATION						
COUNTY	208,917.40	22,516.75	231,434.15	6.00	231,428.15	5,172.13
STATE		-		-		-
ROAD & BRIDGE	43,460.28	4,672.32	48,132.60	1.24	48,131.36	1,075.27
FLOOD CONTROL	3,618.28	391.99	4,010.27	0.09	4,010.18	91.63
TOTAL	255,995.96	27,581.06	283,577.02	7.33	283,569.69	6,339.03

309

#12

510

SUSAN A. WALDRIP COURT REPORTING
PO BOX 1507
Fairfield, Texas 75840
Phone (903) 389-4827 Fax (903) 389-4310
www.susanwaldripcourtreporting.com

Invoice

Bill To
Judge Hickman JP Court Precinct 4 312 West 2nd Avenue Corsicana, Tx 75110

Number	9602
Date	2/15/2013

Reporter:
Susan Waldrip

Inquest Hearing

Date	Description	Quantity	Rate	Amount
2/8/13	Court Reporting Services Rendered	1.00	\$250.00	\$250.00
2/8/13	Transcript	31.00	\$6.00	\$186.00
	Mailing Binding, Condensed		\$85.00	\$85.00

Handwritten signature: Connie Hickman
Handwritten date: 2-27-13

Total	\$521.00
Amount Paid	\$0.00
Amount Due	\$521.00

Please make all checks payable to: Susan A. Waldrip Court Reporting
 Tax ID: 75 257 5219 Thank you for your business!

Received

MAR 25 2013

Connie Hickman
Justice of the Peace Pct 4
Navarro County


311

CERTIFICATE *of* COURSE COMPLETION

Public Information Act

I, **Elmer Tanner**, certify that I have completed a course of training on the Texas Public Information Act that satisfies the legal requirements of Government Code, Section 552.012.

Certificate is issued effective this 28th day of March, 2013.



ATTORNEY GENERAL OF TEXAS
GREG ABBOTT

NOTICE TO CERTIFICATE HOLDER: You are responsible for the safekeeping of this document as evidence that you have completed this open government training course. The Office of the Attorney General does not maintain a record of course completion for you and is unable to issue duplicate certificates. Government Code Section 552.012(e) requires the governmental body with which you serve to maintain this Certificate of Course Completion and make it available for public inspection.

Certificate No.: 13-168214P

4/1#


512

CERTIFICATE *of* COURSE COMPLETION

Open Meetings Act

I, **Elmer Tanner**, certify that I have completed a course of training on the Texas Open Meetings Act that satisfies the legal requirements of Government Code, Section 551.005.

Certificate is issued effective this 28th day of March, 2013.



ATTORNEY GENERAL OF TEXAS
GREG ABBOTT

NOTICE TO CERTIFICATE HOLDER: You are responsible for the safekeeping of this document as evidence that you have completed this open government training course. The Office of the Attorney General does not maintain a record of course completion for you and is unable to issue duplicate certificates. Government Code Section 551.005(c) requires the governmental body with which you serve to maintain this Certificate of Course Completion and make it available for public inspection.

Certificate No.: 13-168210M

h14

Navarro County
February 2013
Financial Report
by Fund

	Budget	Current Month	YTD
General Fund:			
Revenues			
Property Taxes	13,444,136.00	5,331,689.38	10,992,941.11
Other	4,782,528.00	446,348.29	1,717,648.70
Total	18,226,664.00	5,778,037.67	12,710,589.81
Expenditures			
Commissioner's Court	84,611.04	9,043.79	36,985.44
Planning & Dev.	341,439.00	22,742.29	130,743.99
County Clerk	655,825.00	39,833.50	290,819.31
District Clerk	461,158.00	33,694.62	182,279.22
Veterans' Service	20,638.00	2,136.77	8,391.90
Non Departmental	2,103,850.00	327,432.66	711,011.76
Information Systems	92,740.00	5,567.62	31,883.70
HAVA	18,000.00	0.00	17,863.03
Elections	191,890.00	9,363.13	93,003.73
Courthouse	652,316.00	45,247.87	213,115.85
Extension	218,193.00	18,082.51	91,616.51
Historical Commission	6,100.00	250.00	2,696.51
County Judge	251,615.00	19,223.05	93,690.96
County Court-at-law	762,462.76	41,267.56	195,188.82
District Court	615,990.00	39,308.50	191,325.33
JP Pct 1	186,640.00	13,789.75	87,092.88
JP Pct 2	184,404.00	13,692.11	84,622.34
JP Pct 3	180,453.00	13,482.54	80,370.78
JP Pct 4	187,345.00	13,690.73	85,544.31
District Attorney	911,603.50	68,133.52	336,334.46
Law Library	5,423.00	117.70	1,825.25
County Auditor	476,620.00	35,128.20	210,598.94
County Treasurer	166,694.00	12,521.98	73,831.33
Tax Assessor/Collector	524,323.00	38,478.02	217,554.68
County Jail	4,972,993.00	360,764.78	1,814,964.27
Constable Pct 1	36,463.00	2,510.04	12,731.94
Constable Pct 2	34,445.00	2,469.02	12,688.24
Constable Pct 3	3,975.00	266.59	532.99
Constable Pct 4	35,216.00	2,646.02	13,157.56
Sheriff	3,148,557.00	213,231.62	1,213,942.83
Sheriff Communications	755,336.00	51,363.93	264,436.85
Highway Patrol	86,572.00	6,895.49	40,999.21
License & Weights	3,400.00	447.36	776.36
Emergency Mgt	46,800.00	418.78	16,265.50
CSCD	12,000.00	1,956.27	4,569.33
Juvenile Expenditures	108,937.00	6,860.49	36,731.20
Indigent Health	500,000.00	0.00	125,000.00
Total	19,045,027.30	1,472,058.81	7,025,187.31
General Net	(818,363.30)	4,305,978.86	5,685,402.50

Navarro County
February 2013
Financial Report
by Fund

	Budget	Current Month	YTD
Flood Control			
Revenues			
Property Taxes	248,504.00	98,824.28	202,029.62
Other	5,000.00	0.28	1,571.05
Total	253,504.00	98,824.56	203,600.67
Expenditures			
Flood Control Net	(146,496.00)	91,224.56	152,202.42
Debt Service			
Revenues			
Property Taxes	539,356.00	217,221.00	447,868.85
Other	750.00	0.28	434.09
Total	540,106.00	217,221.28	448,302.94
Expenditures			
Debt Svc. Net	16,346.00	(288,183.72)	(57,102.06)
Road & Bridge Pct. 1			
Revenues			
Property Taxes	723,001.00	288,591.77	594,419.91
State of TX	25,400.00	0.00	10,817.43
Vehicle Registration	225,000.00	48,020.24	71,302.67
Fines & Forfeitures	150,000.00	15,488.91	31,193.69
Other	1,500.00	7.91	880.15
Total	1,124,901.00	352,108.83	708,613.85
Expenditures			
Personnel	428,975.00	37,514.88	166,891.51
Supplies	309,000.00	22,391.03	88,868.85
Other Svcs & Charges	138,939.77	10,614.98	45,209.15
Capital Outlay	143,763.00	13,312.30	66,561.50
Total	1,020,677.77	83,833.19	367,531.01
R & B #1 Net	104,223.23	268,275.64	341,082.84

Navarro County
February 2013
Financial Report

2/10

	Budget	Current Month	YTD
Road & Bridge Pct. 2			
Revenues			
Property Taxes	731,501.00	288,591.76	594,419.91
State of TX	25,400.00	0.00	10,817.44
Vehicle Registration	225,000.00	48,020.24	71,302.67
Fines & Forfeitures	150,000.00	15,488.91	31,193.70
Other	1,500.00	15.89	804.10
Total	1,133,401.00	352,116.80	708,537.82
Expenditures			
Personnel	500,403.00	41,403.44	205,831.54
Supplies	420,000.00	21,615.98	88,123.09
Other Svcs & Charges	279,000.00	35,341.92	70,401.21
Capital Outlay	137,321.00	6,034.59	49,307.84
Total	1,336,724.00	104,395.93	413,663.68
R & B # 2 Net	(203,323.00)	247,720.87	294,874.14
Road & Bridge Pct. 3			
Revenues			
Property Taxes	731,501.00	288,591.77	594,419.90
State of TX	25,400.00	0.00	10,817.44
Vehicle Registration	225,000.00	48,020.24	71,302.66
Fines & Forfeitures	150,000.00	15,488.92	31,193.72
Other	1,500.00	10.84	638.23
Total	1,133,401.00	352,111.77	708,371.95
Expenditures			
Personnel	538,103.00	41,353.39	216,056.73
Supplies	400,000.00	24,079.34	79,868.89
Other Svcs & Charges	157,170.94	7,347.25	25,926.66
Capital Outlay	116,111.00	3,425.87	17,129.05
Total	1,211,384.94	76,205.85	338,981.33
R & B #3 Net	(77,983.94)	275,905.92	369,390.62
Road & Bridge Pct. 4			
Revenues			
Property Taxes	731,501.00	288,591.77	594,419.91
State of TX	25,400.00	0.00	10,817.44
Vehicle Registration	225,000.00	48,020.25	71,302.67
Fines & Forfeitures	150,000.00	15,488.92	31,193.72
Other	1,500.00	2.80	581.28
Total	1,133,401.00	352,103.74	708,315.02
Expenditures			
Personnel	487,440.00	32,757.20	168,842.74
Supplies	520,000.00	33,673.25	103,834.81
Other Svcs & Charges	184,700.00	7,273.08	25,864.05
Capital Outlay	96,031.00	1,622.32	8,111.60
Total	1,288,171.00	75,325.85	306,653.20
R & B # 4 Net	(154,770.00)	276,777.89	401,661.82

Navarro County
February 2013
Financial Report
by Fund

21

Taxes Recorded for February 2013

General Fund	1,332,929.29	12,325,870.40
Flood Control	24,225.44	226,255.06
Debt Service	54,280.09	502,148.94
Road & Bridge	289,543.73	2,667,223.36
	<u>289,543.73</u>	<u>2,667,223.36</u>
Total	<u>1,700,978.55</u>	<u>15,721,497.76</u>

NAVARRO COUNTY, TEXAS
AD VALOREM TAX ALLOCATION
FOR THE MONTH OF FEBRUARY, 2013

FUND		AMOUNT
GENERAL		1,332,929.29
DEBT SERVICE		54,280.09
FLOOD CONTROL		24,225.44
ROAD & BRIDGE		
PRECINCT 1	72,385.93	
PRECINCT 2	72,385.93	
PRECINCT 3	72,385.94	
PRECINCT 4	72,385.93	
TOTAL ROAD & BRIDGE		289,543.73
TOTAL ALLOCATION		1,700,978.55

REVOLVING & CLEARING CHECKS SHOULD BE ISSUED TO
THE LISTED FUNDS AS SHOWN ABOVE.

ALLOCATED BY: Jeri Sellen by Natalie Robinson

NAVARRO COUNTY, TEXAS
AD VALOREM TAX ALLOCATION
FOR THE MONTH OF FEBRUARY, 2013

FUND		AMOUNT
GENERAL		1,332,929.29
DEBT SERVICE		54,280.09
FLOOD CONTROL		24,225.44
ROAD & BRIDGE		
PRECINCT 1	72,385.93	
PRECINCT 2	72,385.93	
PRECINCT 3	72,385.94	
PRECINCT 4	72,385.93	
TOTAL ROAD & BRIDGE		289,543.73
TOTAL ALLOCATION		1,700,978.55

REVOLVING & CLEARING CHECKS SHOULD BE ISSUED TO
THE LISTED FUNDS AS SHOWN ABOVE.

ALLOCATED BY: Jeri Sellen by Natalie Robinson

**Navarro County
Combined Indebtedness
For the Fiscal Year Ending 9/30/2013**

Description	2005 Refunding Bond	10 Tractor/Mower Pct. 1	10 Motorgrader Pct. 1	10 Case Backhoe Pct. 2	10 JD Backhoe Pct. 4	08 Case Motorgrader Pct. 2	2009 Tractor Pct. 2	2009 Belly Dump Pct. 3	2009 Mack Trucks Pct. 3	2009 Cat Motor-grader Pct. 1	Total
Due to:	Citibank	John Deere Financial Corp.	Caterpillar Financial Svcs.	Welch State Bank	Welch State Bank	Welch State Bank	Welch State Bank	Kansas State Bank of Manhattan	Kansas State Bank of Manhattan	Caterpillar Financial Svcs.	
Beginning Balance	1,500,000.00	19,683.44	110,341.53	35,019.35	46,167.24	42,602.60	11,439.28	7,771.67	96,629.27	44,989.55	1,914,643.93
October:											
Payments		707.04	2,828.50	1,699.13	1,463.51	2,784.25	802.10	632.98	2,475.51	3,665.59	17,058.61
Ending Balance	1,500,000.00	18,976.40	107,513.03	33,320.22	44,703.73	39,818.35	10,637.18	7,138.69	94,153.76	41,323.96	1,897,585.32
November:											
Payments		710.87	2,836.75	1,701.02	1,468.55	2,792.14	804.38	635.61	2,482.82	3,680.56	17,112.70
Ending Balance	1,500,000.00	18,265.53	104,676.28	31,619.20	43,235.18	37,026.21	9,832.80	6,503.08	91,670.94	37,643.40	1,880,472.62
December:											
Payments		714.72	2,845.03	1,710.00	1,473.60	2,800.05	806.67	638.26	2,490.14	3,695.59	17,174.06
Ending Balance	1,500,000.00	17,550.81	101,831.25	29,909.20	41,761.58	34,226.16	9,026.13	5,864.82	89,180.80	33,947.81	1,863,298.56
January:											
Payments		718.59	2,853.32	1,712.28	1,478.67	2,807.99	808.96	640.91	2,497.49	3,710.68	17,228.89
Ending Balance	1,500,000.00	16,832.22	98,977.93	28,196.92	40,282.91	31,418.17	8,217.17	5,223.91	86,683.31	30,237.13	1,846,069.67
February:											
Payments	480,000.00	722.49	2,861.64	1,717.94	1,483.75	2,815.94	811.26	643.58	2,504.85	3,725.83	497,287.28
Ending Balance	1,020,000.00	16,109.73	96,116.29	26,478.98	38,799.16	28,602.23	7,405.91	4,580.33	84,178.46	26,511.30	1,348,782.39
March:											
Payments		726.40	2,869.99	1,732.08	1,488.86	2,823.92	813.56	646.25	2,512.24	3,741.05	17,354.35
Ending Balance	1,020,000.00	15,383.33	93,246.30	24,746.90	37,310.30	25,778.31	6,592.35	3,934.08	81,666.22	22,770.25	1,331,428.04
April:											
Payments		730.33	2,878.36	1,729.34	1,493.98	2,831.92	815.87	648.94	2,519.65	3,756.32	17,404.71
Ending Balance	1,020,000.00	14,653.00	90,367.94	23,017.56	35,816.32	22,946.39	5,776.48	3,285.14	79,146.57	19,013.93	1,314,023.33
May:											
Payments		734.29	2,886.76	1,737.50	1,499.12	2,839.95	818.19	651.64	2,527.09	3,771.65	17,466.19
Ending Balance	1,020,000.00	13,918.71	87,481.18	21,280.06	34,317.20	20,106.44	4,958.29	2,633.50	76,619.48	15,242.28	1,296,557.14
June:											
Payments		738.27	2,895.17	1,740.79	1,504.27	2,847.99	820.51	654.35	2,534.54	3,787.06	17,522.95
Ending Balance	1,020,000.00	13,180.44	84,586.01	19,539.27	32,812.93	17,258.45	4,137.78	1,979.15	74,084.94	11,455.22	1,279,034.19
July:											
Payments		742.27	2,903.62	1,748.62	1,509.45	2,856.06	822.85	657.07	2,542.02	3,802.53	17,584.49
Ending Balance	1,020,000.00	12,438.17	81,682.39	17,790.65	31,303.48	14,402.39	3,314.93	1,322.08	71,542.92	7,652.69	1,261,449.70
August:											
Payments		746.29	2,912.09	1,752.32	1,514.64	2,864.15	825.18	659.80	2,549.52	3,818.05	17,642.04
Ending Balance	1,020,000.00	11,691.88	78,770.30	16,038.33	29,788.84	11,538.24	2,489.75	662.28	68,993.40	3,834.64	1,243,807.66
September:											
Payments		750.33	2,920.58	1,758.11	1,519.85	2,872.27	827.53	662.28	2,557.04	3,834.64	17,702.63
Ending Balance	1,020,000.00	10,941.55	75,849.72	14,280.22	28,268.99	8,665.97	1,662.22	0.00	66,436.36	0.00	1,226,105.03