

AFFIDAVIT SUBMITTED BY  
Jane McCollum  
Chief Deputy Treasurer

NAVARRO COUNTY TREASURER

STATE OF TEXAS


COUNTY OF NAVARRO


Before me, the undersigned authority, on this day personally appeared the following named persons, and after being duly sworn, deposes and says: Honorable H. M. Davenport, Jr., County Judge, Honorable Jason Grant, Commissioner Pct. 1, Honorable Eddie Perry, Commissioner Pct. 2, Honorable Eddie Moore, Commissioner Pct. 3, and Honorable James Olsen, Commissioner Pct. 4.


I, Jane McCollum, Navarro County Chief Deputy Treasurer, on this 12<sup>th</sup> day of July 2021 present to the Navarro County Commissioners Court the revised Monthly Financial Report for the month ending on June, 2021 for the court to review and approve. This report is in compliance with section 114.026 of the Local Government Code, so therefore we hereby execute this affidavit for publication.

With this signed affidavit, We the Commissioners Court, state that the requirements of Subsection (C) have been met with the examination of this report.

Signed and executed this 12<sup>th</sup> day of July, 2021.

  
\_\_\_\_\_  
H. M. Davenport Jr. - County Judge


  
\_\_\_\_\_  
Eddie Perry - Commissioner Pct 2

  
\_\_\_\_\_  
James Olsen - Commissioner Pct 4

  
\_\_\_\_\_  
Jason Grant - Commissioner Pct 4

  
\_\_\_\_\_  
Eddie Moore - Commissioner Pct 3

SWORN AND SUBSCRIBED TO BEFORE ME, this 12<sup>th</sup> day of July, 2021 by H. M. Davenport, Jr., Jason Grant, Eddie Perry, Eddie Moore, and James Olsen, in their official capacities as the members of the Navarro County Commissioners Court.


  
\_\_\_\_\_  
Sherry Dowd - Navarro County Clerk



**NAVARRO COUNTY, TEXAS  
REPORT OF CASH AND INVESTMENTS  
FOR THE MONTH OF JUNE, 2021**

FUND	BEGINNING BALANCE	RECEIPTS	BANK INTEREST	DISBURSEMENTS	ENDING BALANCE	TEX POOL BEGINNING BAL	TEX POOL DEP/WD	TEX POOL INTEREST	TEX POOL ENDING BAL	TOTAL
GENERAL	14,743,240.66	1,991,011.56	2,834.37	2,522,812.70	14,214,273.89	884,666.49	-	51.48	884,717.97	15,098,991.86
COMMUNITY SUPERVISION	200,141.41	181,542.10	61.57	84,361.17	297,383.91	97,913.19	-	5.72	97,918.91	395,302.82
JUVENILE PROBATION	97,233.06	31,697.04	18.52	32,411.58	96,537.04	11,026.84	-	0.60	11,027.44	107,564.48
FLOOD CONTROL	1,842,378.15	4,230.61	348.79	3,000.00	1,843,957.55	2,272.26	-	-	2,272.26	1,846,229.81
ROAD & BRIDGE - PCT 1	618,748.44	28,058.13	103.96	211,138.23	435,772.30	32,772.90	-	1.90	32,774.80	468,547.10
ROAD & BRIDGE - PCT 2	515,167.78	54,102.97	97.88	86,079.12	483,289.51	81,272.12	-	4.72	81,276.84	564,566.35
ROAD & BRIDGE - PCT 3	1,254,328.31	41,302.97	238.08	58,968.96	1,236,900.40	69,524.36	-	4.04	69,528.40	1,306,428.80
ROAD & BRIDGE - PCT 4	1,251,510.35	41,344.09	236.86	98,828.87	1,194,262.43	80,493.82	-	4.68	80,498.50	1,274,760.93
H.I.D.T.A.	17,230.47	335,938.30	3.22	336,238.30	16,933.69	-	-	-	-	16,933.69
H.I.D.T.A. SEIZURE	31,793.37	-	6.01	-	31,799.38	1,785.69	-	-	1,785.69	33,585.07
DEBT SERVICE	192,184.97	2,153.90	36.60	750.00	193,625.47	2,296.14	-	-	2,296.14	195,921.61
CAPITAL PROJECTS	3,556.15	-	0.67	-	3,556.82	10,878.06	-	0.80	10,878.66	14,435.48
SHERIFF STATE SEIZURE	83,230.68	-	15.73	-	83,246.41	54.05	-	-	54.05	83,300.46
DISTRICT ATTY FORF	101,384.46	-	19.48	466.43	100,937.51	118,267.69	-	6.88	118,274.57	219,212.08
HEALTH INSURANCE	340,222.64	280,917.98	73.64	4,150.07	617,064.19	12,594.30	-	0.75	12,595.05	629,659.24
ECONOMIC DEVELOPMENT	-	-	-	-	-	2,263.34	-	-	2,263.34	2,263.34
TRUST	1,331,423.63	52,634.40	269.26	17,392.48	1,366,934.81	276,060.31	-	16.01	276,076.32	1,643,011.13
LAKE TRUST	242.56	-	0.05	-	242.61	100,250.40	-	5.84	100,256.24	100,498.85
REVOLVING & CLEARING	2,147,808.05	377,520.44	418.37	366,744.22	2,159,002.64	804.17	-	-	804.17	2,159,806.81
PAYROLL FUND	15,929.25	836,080.15	27.35	836,080.15	15,956.60	-	-	-	-	15,956.60
DISBURSEMENT FUND	102,886.61	3,304,156.27	125.46	3,303,856.27	103,312.07	-	-	-	-	103,312.07
2014 GO BONDS	101,873.07	-	19.26	-	101,892.33	-	-	-	-	101,892.33
SPECIAL REVENUE	652,724.48	318,405.04	144.27	135,268.22	836,005.57	-	-	-	-	836,005.57
SHERIFF FED SEIZURE	697,410.95	-	131.84	-	697,542.79	-	-	-	-	697,542.79
ELECTION CONTRACT	218,536.60	-	40.19	12,005.66	206,571.13	-	-	-	-	206,571.13
<b>TOTAL</b>	<b>26,561,186.10</b>	<b>7,881,095.95</b>	<b>5,271.43</b>	<b>8,110,552.43</b>	<b>26,337,001.05</b>	<b>1,785,196.13</b>	<b>-</b>	<b>103.22</b>	<b>1,785,299.35</b>	<b>28,122,300.40</b>

	CURRENT MONTH	YTD
INTEREST EARNED:	5,374.65	103,493.66

  
Prepared By: Jane McCollum / Chief Deputy Treasurer

7/7/2021  
Date